

VISION TECHNOLOGY

MK 37 VT DIGITAL GYROCOMPASS



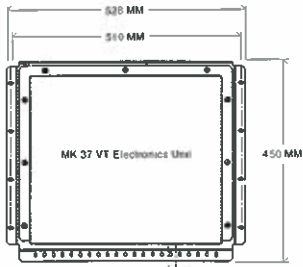
*The New
Industry Standard*

MK 37 VT Highlights.....

- Superior operational performance - automatic speed and latitude compensation
- Compact three unit system design - reduced cabling requirements
- Proven reliable master compass
- User friendly display/control panel includes additional heading repeater
- Simultaneous output of heading data in analog and serial formats
- Automatic transfer feature with dual system configurations
- Innovative course and rudder angle recorder option

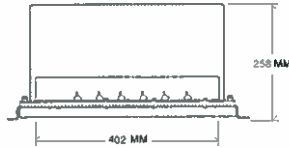
 **Sperry**
Marine

MK 37 VT Digital Gyrocompass

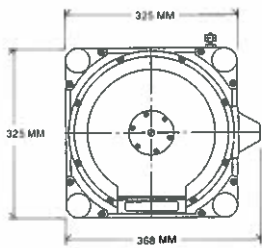


Top View

MK 37 VT Electronics Unit - 18 Kg

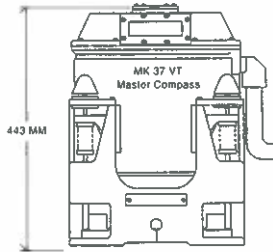


Front View

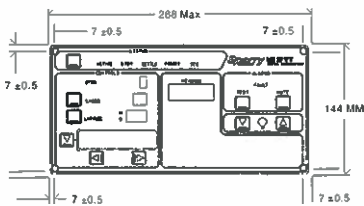


Top View

MK 37 VT Master Compass - 38 Kg

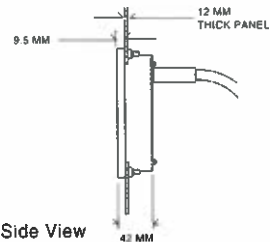


Front View



Front View

MK 37 VT Display Assembly - 5.5 Kg



Side View

PERFORMANCE:

Linear Mean Settle Point Error
Scorsby Error ($\pm 25^\circ$ roll, $\pm 15^\circ$ pitch)
Master Compass Angular Freedom
Latitude Correction

Speed Correction

Settle Time
Temperature Range
INPUT INTERFACE:
Serial Data Inputs

$\pm 0.10^\circ$ Secant Latitude
 0.90° Secant Latitude
 $\pm 45^\circ$ in roll and pitch
Automatic with manual latitude input or GPS input
Automatic with manual speed input or Speed Log input
Less than 5 hours (unaided)
Complies with ISO 8728

One serial RS232 and one RS422 input.
Speed — The MK 37 VT can accept NMEA 0183 "VHW" and/or "VBW" messages for speed input.
Latitude — Latitude data is extracted from position messages. The MK 37 VT will monitor input for "GGA" and/or "GLL" sentences.

Speed Input, Contact Closure

200 pulses per nautical mile contact closure
Input Speeds within the range of 0 to 70 knots are considered valid.

OUTPUT INTERFACE:

Serial Heading and Status Outputs

One RS-422 and two RS-232 serial outputs to distribute digital heading. All data is in NMEA 0183 format. The RS-422 line is capable of driving up to 10 loads from a single output. The RS-232 outputs can drive a single load.

Step Channel Output

Eight Step Data outputs; 24 VDC, 6 steps per degree.

Rate-of-Turn Output

One analog Rate of Turn output; - 50mV per degree/minute (± 4.5 volts full scale = ± 90 degrees/min) output will drive up to 3 indicators.

Power Failure Alarm Outputs

Power Fail relay contacts (Form C contacts) - (rated at 1 AMP @ 30 VDC and/or 300 mA @ 115 VAC)

Compass Failure Alarm/Contacts

Compass failure alarm relay contacts (Form C contacts) - (rated at 1 Amp @ 30 VDC and/or 300 mA @ 115 VAC)

Power Requirements

Input Voltages:
115/230 VAC, $\pm 10\%$, 47-64Hz
Mains: +24 VDC @ 8 A
Emergency: +24 VDC @ 8 A

Contact:



For Your Nearest Sales and Service Office Contact:

Sperry Marine Inc.

1070 Seminole Trail

Charlottesville, VA 22901-2891, USA

Tel: (804) 974-2000 • Fax: (804) 974-2259

Over 200 Marine Sales & Service Locations Worldwide